

TECHNICAL DATA SHEET

FLOOR LAMP - CL-09



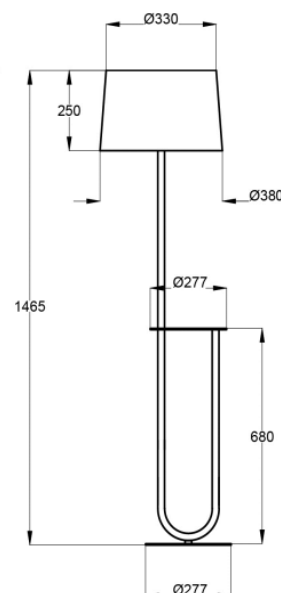
CHARACTERISTICS

STRUCTURE	<p>Materials: Base and shelf made from metal, with a textured Black paint finish - Lampshade made from Black chintz</p> <p>Switch: Foot switch on cable</p> <p>Plug type: Type E & F (FR) Euro 3-gang plug - socket adapter for UK and CH versions</p> <p>Cable length: 2 metres</p>
TECHNICAL SPECIFICATIONS	<p>Light source: E27 LED bulb</p> <p>Power in W (or equivalent): 10.5 W</p> <p>Luminous flux: 1100 lumens</p> <p>Light temperature (in Kelvin): 4000 Kelvin</p> <p>Colour rendering index (CRI): >80</p> <p>Quality of light emitted: Neutral white</p> <p>Luminous efficacy (Lm/W): 105 lumens/Watt</p>
POWER CONSUMPTION	<p>Power consumption: 12 kWh / 1,000h</p> <p>Energy class: A+ (spectrum A++ to E)</p> <p>Rated lifespan: 15,000 hours</p>

DIMENSIONS & WEIGHT

OVERALL DIMENSIONS (in mm)	
Height	1465
Diameter Ø	380
Lampshade - H x Ø	250 x 330/380
Shelf Ø	277
Base Ø	277

WEIGHT (kg)	6,2
-------------	-----






Made
in France





Energy efficiency label

ALUMINOR
LUMINAIRES

 Ce luminaire est compatible avec des ampoules des classes énergétiques:

Le luminaire est vendu avec une ampoule de la classe énergétique: 

874/2012 



Class II



Made
in France

