

# TECHNICAL FILE

## LAMP - FL 02



### PROPERTIES

#### LAMP

Structure	<p><b>Materials:</b> Base and stem made from matt Black metal</p> <p><b>Reflector:</b> Translucent multidirectional head</p> <p><b>Switch:</b> on the stand at a height of 134 cm</p> <p><b>Type of socket:</b> Type C European plug Adaptor for UK or CH version plug</p> <p><b>Cable:</b> 1.70 m</p>
Technical details	<p><b>Bulb:</b> Integrated LED - Bulbs cannot be changed. Indirect lighting.</p> <p><b>LED :</b> 56 LEDs</p> <p><b>Power in W (or equivalent):</b> 27 W</p> <p><b>Luminous flux:</b> 2100 lumen</p> <p><b>Colour rendering index (CRI):</b> &gt;80</p> <p><b>Light temperature (in Kelvin):</b> 3000 Kelvin (warm white)</p> <p><b>Lighting:</b> 900 lux to 85 cm down</p>
Power consumption	<p><b>Electrical power consumption:</b> 27 kWh / 1000h - very low energy consumption</p> <p><b>Energy rating:</b> A+ (range of A++ to E)</p> <p><b>Lifetime of bulb:</b> 10 000 hours</p>
Other	<p><b>Packaging:</b> secure, environmentally-friendly packaging, recyclable.</p>

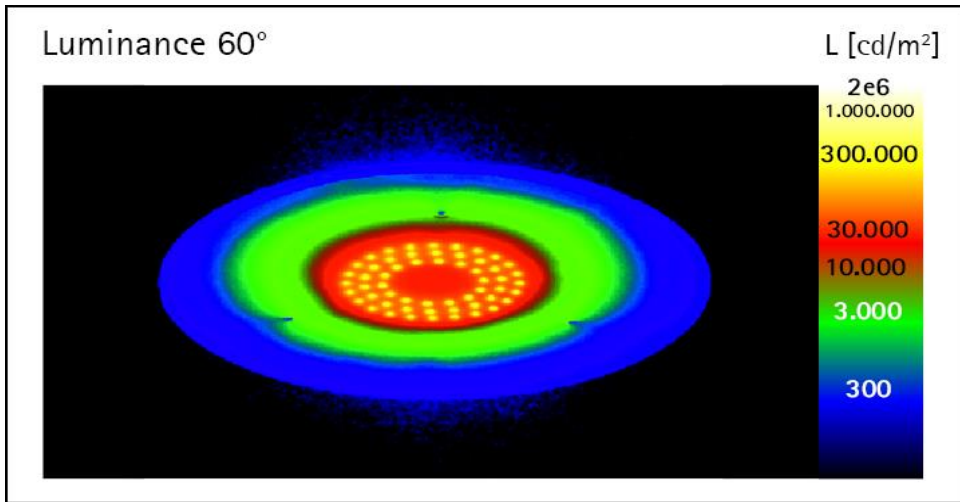
### DIMENSIONS & WEIGHT

OVERALL DIMENSIONS (in mm)	
Height	1830
Head Ø	235
Base Ø	230

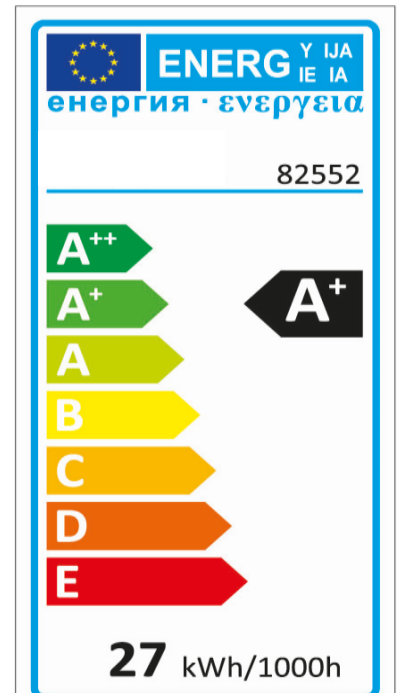
WEIGHT (kg)	5,44
-------------	------



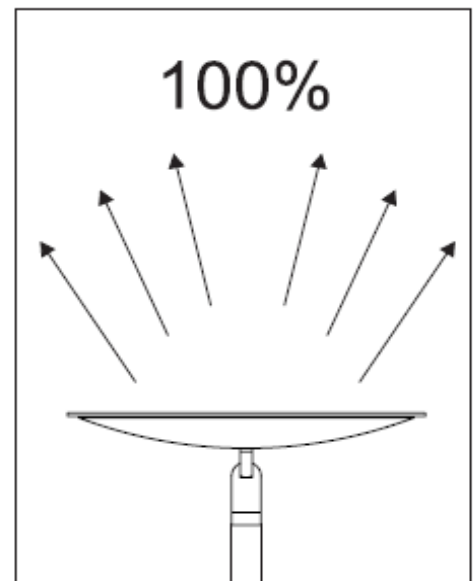
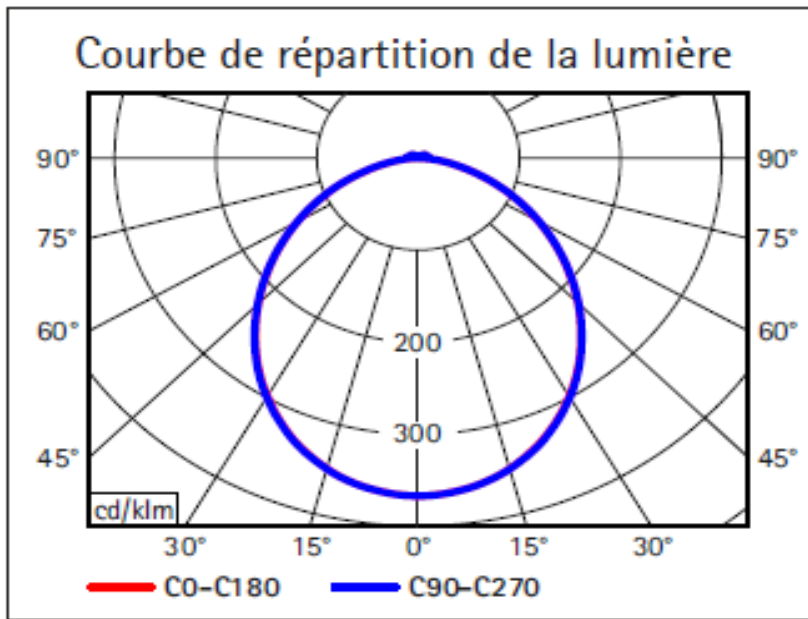
LUMINOSITY



ENERGY FILE



LIGHT DISTRIBUTION CURVE



Classe II

