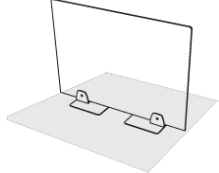
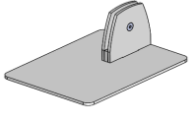
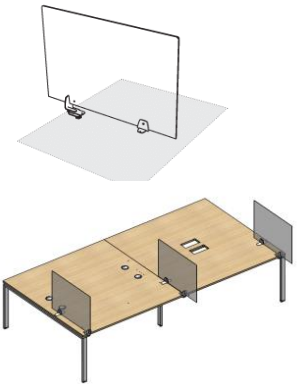

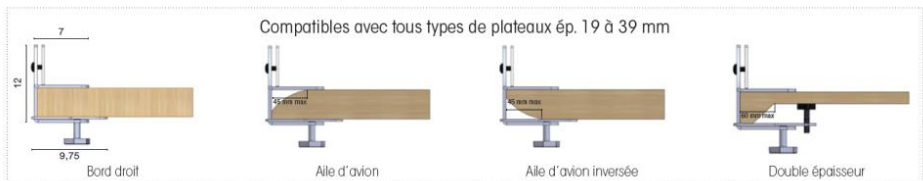
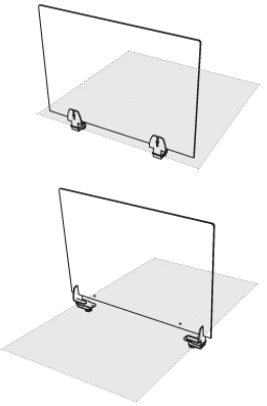




CHARACTERISTICS

PARTITION SCREENS - 3 POSITIONS

<p>COMPOSITION</p>	<p>6 mm heat-tempered transparent glass screen</p> <p>Desktop screen size available in one size for use in different positioning according to use Dimensions of screen alone: L.784 x H.580 x D. 6 mm</p> <p>3 versions available: - Self-adhesive version - Intermediate screen with overhang on one side - End or intermediate screen with overhang on each side</p>
<p>SELF-ADHESIVE SCREEN</p> 	<p>To be mounted directly on the worktop</p> <p>Metal supports</p> <ul style="list-style-type: none"> > Sheet steel 4 mm thick fixed to the screen with locking screws. Support dimensions L. 200 x H. 75 x D. 150 mm > Supports placed 120 mm from the edge of the screen 384 mm between the 2 supports There is a space of 20 mm between the worktop and the screen > Finish: epoxy paint colour: white > Double-sided tape under the supports > Sold in sets of 2 (included with screen) 
<p>INTERMEDIATE SCREEN (OVERHANG ON ONE SIDE ONLY)</p> 	<p>To secure to the worktop with overhang to a greater or lesser extent on one side</p> <p>Metal supports consisting of 2 different clamps</p> <ul style="list-style-type: none"> > Sheet steel 3 and 4 mm thick secured to the screen by one locking screw on one side and by insertion in the slot on the other > Support on worktop placed 160 mm (edge to centre) in from the edge of the screen. Free positioning of the other support thanks to the slot (allowing an overhang on one side only) > Finish: epoxy paint colour: white > Double-sided adhesive tape for the support attached to the worktop > Supports sold with the screen > Compatible with all 19 - 39 mm thick desktops [Box text: Compatible with all 19 - 39 mm thick desktops. Straight edge - Chamfered edge - Reverse chamfered edge - Double thickness]  
<p>END OR INTERMEDIATE SCREEN PANEL (OVERHANG EACH SIDE)</p> 	<p>To secure to the worktop with a choice of 2 positions</p> <p>Metal supports consisting of two identical clamps</p> <ul style="list-style-type: none"> > Sheet steel 3 and 4 mm thick > 2 clamp positions: At the end fixed to the screen panel with 2 locking screws Support placed 160 mm (edge to centre) from the edge of the screen. In intermediate position with identical overhang on each side thanks to the slots on the clamps !/ In intermediate configuration, the table or desk must not exceed 700 mm in depth > Finish: epoxy paint colour: white > Sold in sets of 2 (included with screen) > Compatible with all 19 - 39 mm thick desktops [Box text: Compatible with all 19 - 39 mm thick desktops. Straight edge - Chamfered edge - Reverse chamfered edge - Double thickness]  
<p>Care instructions</p>	<p>Clean with a cloth and a specialist glass product</p>



DIMENSIONS

SCREENS			
	Self-adhesive version	Intermediate screen panel (overhang 1 side)	End or intermediate screen panel (overhang on each side)
OVERALL SCREEN DIMENSIONS (in mm)			
Height		580	
Width		784	
Thickness		6	

	Self-adhesive version	Intermediate screen panel (overhang 1 side)	#NOM?
OVERALL SCREEN DIMENSIONS IN POSITION (in mm)			
Height	600	584	584
Width	784	784	784
Depth	150	150	80 (Intermediate) / 100 (End)

