

ROMY

PROPERTIES

SEATS

Backrest	<p>Polypropylene injected structure thickness 5mm Backrest clipped on the left and right without screws</p> <p> 5 finishes available: Black RAL9005 Grey RAL 7040 White RAL 9003 Yellow RAL 1004 Red RAL 3000</p>
Seat	<p>Seat: Internal polypropylene structure, clipped to the legs (without screws) Cushion pad: Polypropylene, colour always matched to foot. Cushion padded with a polyether foam, density 54 kg/m3, thickness 20 mm. Cushion pad fastened to the seat by screws</p> <p>Covering according to the chosen category of fabric > see shade card</p>

LEGS





4 fixed legs	<p>Steel legs, tube of section 31mm x 17mm Feet fitted with 4 anti-slip black RAL 9005 injected polypropylene slides.</p>
4 feet castors	<p>Steel legs, tube of section 31mm x 17mm Feet fitted with 4 soft or hard floor Ø50 mm castors, of black colour, polypropylene body and tread</p>

OPTIONS

Armrests	<p>Polyamide armrests, colour always matched to backrest System for fastening to the backrest: fitted tightly</p>
Writing shelf	<p>Black writing shelf, right version of polyamide, left version of HPL Dimension: W355 X D260 mm, anti-panic Removable without tools</p>
Linking parts	<p>9-part kit to link up 10 chairs: Materials: metal tube, Black colour RAL 9005 Type of fastening to the chair: wheel Linking system: > Metal tube having 2 places to link up the front legs of the chairs, tightening with wheel. > There are 2 tube dimensions: 1 dimension for chair without armrests / 1 dimension for chair with armrests</p> <p>Spacing for 2 chairs 4 legs linked For chairs without armrests: 97 mm For chairs with armrests: 2 mm</p>
Transport trolley	<p>Overall dimensions: W585 x D585 x H360mm Useful dimensions: W585 x D585 x H360mm</p> <p>Trolley with brake, ø65mm, hard floor</p> <p>Incompatibility (EMI polypro backrest) Compatible: EMI (mesh backrest) / ROMY / INVENTIV / ROSALIE (sled base version and 4 feet)</p>



CHAIRS

<i>PP BACKREST</i>			
<i>PP SEAT</i>		<i>UPHOLSTERED SEAT</i>	
			
4 FIXED FEET	4 FEET CASTORS	4 FIXED FEET	4 FEET CASTORS

OVERALL DIMENSIONS (in mm)





Width	Without armrests: 480 With armrests: 570 With shelf: 510
Depth	540
Height	820

USEFUL DIMENSIONS (in mm)

Seat height	450	485
Width x Depth Seat	445x450	445x480
Backrest width	445	
Backrest height (Distance from summit of backrest/summit of seat)	400	365
Armrest height (Distance from summit of seat/summit of armrests)	210	175
Armrest height (Distance from ground / summit of armrests)	660	
Writing Shelf Height	695	

WEIGHT (in kg)				
Net weight (kg)	5.4 w/o arm 5.6 with arm	6 w/o arm 6.2 with arm	6.9 w/o arm 7.1 with arm	7.4 w/o arm 7.6 with arm
Supported weight (kg)	110 kg			
Stackability without armrests	10	10	6	6
Stackability with armrests	10	10	6	6
Structure, including bracket for writing shelf *Without writing shelf	10	10	6	6
Capacity on trolley	15	NA	15	NA

PACKAGING

	PP BACKREST			
	PP SEAT		UPHOLSTERED SEAT	
				
	4 FIXED FEET	4 FEET CASTORS	4 FIXED FEET	4 FEET CASTORS
Box size	NA	NA	NA	NA
Quantity per box	NA	NA	NA	NA

Pallet size	1200x800			
Number of units per pallet	20	20	20	20

OTHER DESCRIPTION	Seat and backrest protection by polyethylene bag Spacer for the structures			
-------------------	---	--	--	--