

TECHNICAL SHEET

SOLANGE

CHARACTERISTICS

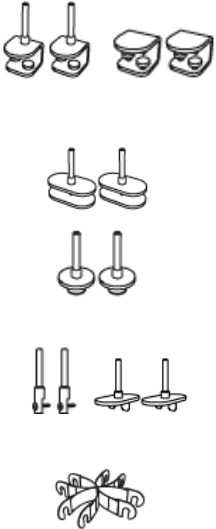
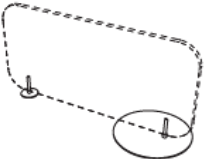
PARTITIONS AND DESKTOP SCREENS

DESKTOP SCREENS

<p>COMPOSITION</p>	<p>Acoustic desktop screen composed of:</p> <ul style="list-style-type: none"> > Frame in aluminium profile thickness 47 mm connected by 4 rounded corners in ABS > Honeycomb cardboard core (made from 100% recycled fibres) thickness 25 mm with a layer of 10 mm acoustic polyester fibre on each side > Polyester fibre foam with the following environmental specifications: <ul style="list-style-type: none"> > Oeko tex certified foam - certification of the absence of products harmful to health > Manufactured using 85% recycled fibres > 100% recyclable > Foam with fire reaction class B-s1.d0 (Euroclass in accordance with EN 13501-1 equivalent to Class M1) > Fabric upholstery (see shade card) <p>> Screen drilled at the upper extremities on each side to take 4 ABS buttons Ø 25 mm (white or anthracite grey color depending on the color of the clamps) screwed and delivered with mounting clamps</p> <p>> Pinboard</p> <p>SOLANGE acoustic desktop screens absorb +/- 50% of nuisance ambient noise Acoustic report produced by the CEDIA laboratory in Liege available - Contact us</p>
<p>ASSEMBLY SYSTEM</p>	<p>The clamps are required to fix the screens in place and are positioned on each side of the screen (distance between outer edge of screen and clamp: 94 mm)</p> <ul style="list-style-type: none"> > Sheet steel clamps thickness 4 mm with plastic ring Ø 16 mm to lift the panel 20 mm above the worktop > Finish: lacquered epoxy Available in 4 colours (see shade card) > Compatible with worktops from 19 mm to 30 mm thickness <p>> Fixes to the worktop with screw clamps (front and through mounting), wood screws into the edge of the worktop (lateral version at the end) or by a single blade (lateral version in between 2 worktops)</p>



CHARACTERISTICS

<p>FIXING CLAMPS</p> 	<p>Different clamp types available to suit varying configurations (see pricing guide)</p> <p>Individual desks - front mounting</p> <ul style="list-style-type: none"> > Single front-mounting clamps for screens H. 400 and 500 mm > Single front-mounting clamps for screens H. 700 mm <p>Bench desks - double front mounting</p> <ul style="list-style-type: none"> > Twin fixing clamps for face to face individual workstations/two worktop shared structure for screen H. 400 and 500 mm <p>Note: specific clamps for the 4Line range in the configuration with face to face workstations on shared structure.</p> <ul style="list-style-type: none"> > Bolt-through clamps on screens H. 400 and 500 mm for single worktop <p>There are two panel options</p> <p>Option 1: choose a screen the length of the worktop (e.g. 1578 mm for a worktop L. 1600 mm)</p> <p>Option 2: Choose a panel 400 mm shorter than the work surface to allow a lamp or a monitor support arm to be fixed on each side of the panel (e.g. 1178 mm for a worktop L. 1600 mm)</p> <p>Individual and bench desks - lateral fitting</p> <ul style="list-style-type: none"> > End fixing clamps (screwed into the worktop edge) for panels H. 400 and 500 mm > Clamps for intermediate fixing between 2 starter/add-on worktops for screens H. 400 and 500 mm <p>Connection system: it is recommended that a linking kit should be used between the front and side screen panels to improve the stability of the assembly (see below for technical details). Sold by the piece or in sets of two</p>
<p>DIMENSIONS - INFORMATION (see table below)</p>	<p>Details</p> <ul style="list-style-type: none"> > The screens measure 22 mm less than the worktop (e.g. 1578 mm for a worktop L. 1600 mm) > 3 screen heights: <ul style="list-style-type: none"> - H400 / H500 mm : Single screen: H. 380 / 480 mm excluding clamps. Height above worktop H. 400 / 500 mm - H700 (only for front mounting on individual desks): Single screen: H. 700 mm Height above worktop H. 400 mm (the part below the table top H. 300 mm is used as a modesty panel) > Screen thickness: 47 mm, total thickness with buttons: 68 mm <p>In a configuration with starter/add-on worktops, the space between two front panels is 22 mm, which allows the use of a side screen panel P. 700 / 800 mm</p>
<p>SELF-ADHESIVE SUPPORT</p> 	<p>Set of 2 self-adhesive supports for screen panels H. 400 and 500 mm</p> <ul style="list-style-type: none"> > Support in steel sheet thickness 4 mm composed of 2 plates of different diameters (1 large plate Ø 280 flush with the panel or 92 mm proud of the panel and 1 small plate Ø 70 mm positioned 59 mm from the edge of the panel) > Plates with plastic ring Ø 16 mm to lift the screen 20 mm above the worktop > Screwed rods under the screen panel to prevent the plates from falling out when screen is moved > Finish: lacquered epoxy Available in 4 colours (see shade card) > Adding an accessory rail is not recommended

DESKTOP SCREEN OPTIONS

<p>RAILS</p>	<ul style="list-style-type: none"> > In 6 mm steel sheet, H. 50 mm, drilled at ends to allow the positioning of the buttons, screwed to the panel > Rail with centre groove for insertion of accessories > Finish: powder coated (see metals shade card) > Rail available from screen panel L. 800 mm > In lateral use for L800/L1000 display panel, the rail is only suitable for light accessories (magnetic board and pen tray) > Optional SOLANGE accessories can be added (see below). <p>/!\ The rail cannot accommodate a monitor support arm</p>
<p>ACCESSORIES</p>	<ul style="list-style-type: none"> > Sheet steel thickness 1 mm, drilled at the top for insertion of ABS track gliders and to suspend the accessories from the rail > Each accessory is supplied with 4 ABS track gliders (2 white and 2 anthracite grey) > Finish: powder coated (see metals shade card)

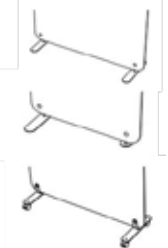
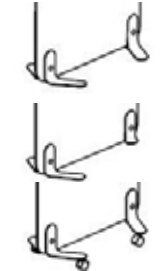


PARTITIONS


COMPOSITION	<p>Several partition types: standard or acoustic, fabric or part-glazed/part fabric</p> <p>Standard fabric partition comprising:</p> <ul style="list-style-type: none"> > Frame in aluminium profile thickness 47 mm connected by 4 rounded corners in ABS > Self-supporting design without structural core, non-acoustic > Fabric upholstery (see shade card) <p>Acoustic fabric partition composed of:</p> <ul style="list-style-type: none"> > Frame in aluminium profile thickness 47 mm connected by 4 rounded corners in ABS > Core in 25 mm honeycomb cardboard with one 10 mm layer of acoustic polyester fibre on each face > Polyester fibre foam with the following environmental specifications: <ul style="list-style-type: none"> > Oeko tex certified foam - certification of the absence of products harmful to health > Manufactured using 85% recycled fibres > 100% recyclable > Foam with fire reaction class B-s1.d0 (Euroclass in accordance with EN 13501-1 equivalent to Class M1) > Fabric upholstery (see shade card) <p>Part-glazed fabric partition (standard and acoustic) consisting of</p> <ul style="list-style-type: none"> > Fabric partition as described above (standard or acoustic version) combined with a 6 mm transparent PMMA panel H. 385 mm, fixed into the partition by metal straddle clamps. 15 mm space between the fabric partition and the PMMA partition > Epoxy lacquered clamps available in 4 colours (see shade card) <p>Each partition is drilled at the 4 corners on each side to fit 8 ABS buttons Ø 25mm (white or anthracite grey depending on the colour of the legs) screwed and delivered with the legs</p> <p>These buttons are used to connect the partitions together using a connection kit to be ordered separately (see options)</p>
-------------	--

LEGS

FEET => 2 types of feet for SOLANGE partition

<p>FEET V1</p> 	<ul style="list-style-type: none"> > Legs in 6 mm sheet steel topped by a metal ring Ø 16 mm to raise the partition 22 mm from the ground (fixed legs). In the version with legs on castors, the partition is raised 85 mm from the floor. > Finish: lacquered epoxy Available in 4 colours (see shade card) <p>Different leg models to suit the configuration</p> <ul style="list-style-type: none"> > Legs for standalone partition: 2 rectangular legs L. 400 x D. 70 cm > Legs for multiple partitions: 1 oblong leg W. 400 x D. 70 mm and one round leg Ø 70 mm > Legs on castors (for standalone partition or in line): 2 oblong base plates W. 400 x D. 70 mm mounted on 4 ABS wheels Ø 55 mm, colour black, 2 with brakes
<p>FEET V2</p> 	<p>Feet made of 4 mm steel sheet, recessed and raised to a height of 17.5 cm from the bottom of the partition for good stability.</p> <ul style="list-style-type: none"> > Finish: epoxy lacquered Available in 4 colours (see shade card) <p>Different foot models depending on configuration:</p> <ul style="list-style-type: none"> > Fixed feet for standalone partition: 2 recessed feet L. 400 x D. 156 x H 182 mm > Fixed feet for multiple partitions (in line or at an angle up to 90 °): 1 recessed foot L. 400 x D. 156 x H 182 mm and one small foot L. 135 x D. 80 x H 182 mm > Feet on castors (for standalone partition or partitions in line) 2 recessed base plates L. 400 x P.156 x H 252 mm mounted on 4 ABS wheels Ø 55 mm, colour black, 2 with brakes

CONNECTION SYSTEM

	<ul style="list-style-type: none"> > Elastic fabric connecting system, colour black, consisting of 8 ties (W. 55 x H. 32 mm), each with a black epoxy lacquered metal hook/tip > Allows 2, 3 or 4 partitions to be linked together, in line or multi-directional, using buttons screwed onto the upper and lower partitions > Delivered in sets of 2 or individually (to link 2, 3 or 4 screen panels) <p>It is not possible to connect:</p> <ul style="list-style-type: none"> > 2 partitions of different heights > 1 fabric partition and 1 part-glazed fabric partition
--	---

PARTITION OPTIONS

ACCESSORIES	<p>Whiteboard with pen tray</p> <ul style="list-style-type: none"> > PMMA whiteboard thickness 6 mm, L. 700 x H. 585 mm > Equipped with a metal pen tray in 1 mm sheet steel, W. 190 x H. 85 x D. 80 mm epoxy lacquered finish, available in many colours (see shade card) > Can be fixed to the partition by metal supports, in colours matching that of the pen tray
-------------	--

DESKTOP SCREENS		
ACOUSTIC DESKTOP SCREENS		
OVERALL SCREEN DIMENSIONS (in mm)		
Height	380 / 480	700
Width	678 / 778 / 978 / 1178 / 1378 / 1578 / 1778	1178 / 1378 / 1578 / 1778
Thickness	47	47
EFFECTIVE DIMENSIONS OF THE SCREEN * (in mm) / Buttons and clamps included		
Height	400 / 500	400 above the worktop 300 below
Width	678 / 778 / 978 / 1178 / 1378 / 1578 / 1778	1178 / 1378 / 1578 / 1778
Thickness	68	68
WEIGHT (in kg)		
Weight supported (kg)	7	7

* Dimensions measured between the worktop and the top of the screen

RAIL FOR ACCESSORIES	
EXTERNAL DIMENSIONS (in mm)	
Height	50
Width	670 / 870 / 1070 / 1270 / 1470 / 1670
Thickness	6
WEIGHT (in kg)	
Weight supported (kg)	7



DIMENSIONS

ACCESSORIES FOR SCREEN PANELS

	Letter tray - starter unit	Letter tray - add on	Pen holder	Shelf	Planter 3 compartments	Magnetic board
OVERALL DIMENSIONS (in mm)						
Height	60	65	75	170	185	275
Width	335	335	225	450	327	275
Depth/Thickness	235	235	120	190	129	1
WEIGHT (in kg)						
Weight supported (kg)	1,5	1,5	1	1,5	1,5	0,5

PARTITIONS

STANDARD AND ACOUSTIC PARTITIONS

	Fabric partitions				Semi-glazed fabric partitions	
OVERALL PARTITION DIMENSIONS (in mm)						
Height	1178	1113 or 1128 (1)	1578	1778	1578	
Width	800 / 1200	800	800 / 1200	800 / 1200	800 / 1200	
Thickness	47				6 / 47	

(1) Differing heights, depending on foot version: H. 1113 mm for feet V1 and 1128 mm for feet V2

Only available in acoustic version

	Fabric partitions				Part-glazed fabric partitions	
EFFECTIVE DIMENSIONS OF THE PARTITION (in mm) - Buttons and legs included - FEET V1						
Height (static feet)	1200	1135*	1600	1800	1600	
Height (feet on castors)	1263	1198	1663	1863	1663	
Width	800 / 1200	800	800 / 1200	800 / 1200	800 / 1200	
Thickness	68				68	

* Only available in acoustic version

	Fabric partitions				Part-glazed fabric partitions	
EFFECTIVE DIMENSIONS OF THE PARTITION (in mm) - Buttons and legs included - FEET V2						
Height (fixed feet)	1185	1135*	1585	1785	1585	
Height (feet on castors)	1255	1205	1655	1855	1655	
Largeur	800 / 1200	800	800 / 1200	800 / 1200	800 / 1200	
Epaisseur	68 (Floor area under foot 400 mm)				68 (Floor area under foot 400 mm)	

* Only available in acoustic version



DIMENSIONS

ACCESSORIES FOR PARTITIONS

Whiteboard with pen tray

EXTERNAL DIMENSIONS (in mm)

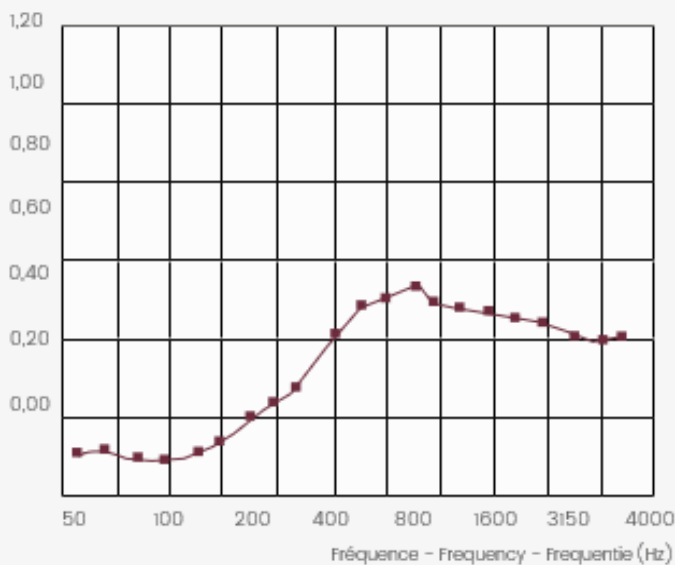
Height	703
Width	700
Depth	148

WEIGHT (in kg)

Weight supported (kg)	1
-----------------------	---

Rapport de test acoustique réalisé sur les panneaux acoustiques SOLANGE Acoustic testing report for SOLANGE acoustic partition screens Akoestisch testverslag op de geluiddempende panelen SOLANGE

(a) Performance de la matière à absorber les ondes sonores
Soundwave absorption effectiveness of a given material
Capaciteit van het materiaal om geluidsgolven te absorberen



Fréquence : Nombre de vibrations émises par le son par seconde
Frequency: Number of vibrations per second arising from a sound
Frequentie: aantal trillingen per seconde van het geluid

Les plages de fréquences des bruits dans un environnement de travail se situent entre 250 et 4000 Hertz.

The sound frequency range for sounds experienced in a working environment varies between 250 and 4,000 Hertz.

De frequenties van geluid in een werkomgeving situeren zich tussen de 250 en 4000 Hertz.

Hz	125	160	200	250	500	1000	2000	2500	3150	4000
α	0,13	0,16	0,21	0,27	0,52	0,51	0,47	0,45	0,42	0,40

Caractéristiques techniques de SOLANGE - SOLANGE technical specifications - Technische kenmerken van SOLANGE

Structure périphérique en aluminium habillée de tissu. Ame en carton alvéolaire ép. 25 mm avec 1 couche de 10 mm de fibre polyester acoustique sur chaque face. Ep. 47 mm. Panneau punçaisable.

Outer frame made from aluminium covered with fabric. Core made from honeycomb cardboard 25 mm thick, clad with 1 layer of 10 mm thick acoustic polyester fibre on each panel face. Thickness 47 mm. Tackable panel surface.

Aluminium frame overtrokken met stof. Kern van honingraatkarton, dikte 25 mm, met aan weerszijden een laag geluiddempende polyestervezel, dikte 10 mm. Dikte 47 mm. Bruikbaar als prikbord.

