

# TECHNICAL SPECIFICATIONS SHEET

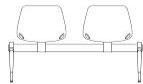
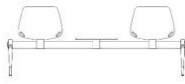
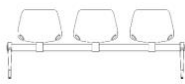
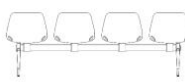

# SOSI

## FEATURES

### BENCH UNITS

SHELL	Perforated steel shell, THK 10/10th. Seat shells affixed to the beam using 2 steel U-shaped mounting brackets
MAGAZINE SHELF	Black MDF W. 450 x THK 25 mm, shock resistant PVC edge banding (neoprene adhesive) Attached using mounting brackets
LEGS	<p><b>2 metal legs:</b></p> <p>Vertical structure: Rectangular section tubular steel (90 x 30 mm) - THK 2.5 mm. Foot: Oval section tubular steel (60 x 30 mm) - THK 2 mm. Vertical leg structure affixed to the foot using 2 screws.</p> <p>Feet fitted with 4 black plastic (polypropylene) end caps, height-adjustable. Optional possibility to secure the legs to the floor (on request).</p> <p>2 choices of finish available: Alumium grey RAL 9006   Black RAL 7016</p>
	<p><b>Crossbeam:</b></p> <p>Metal beam with 80 x 40 mm cross section - THK 2 mm Seat shells or shelf affixed using steel mounting brackets 2 choices of finish available: Alumium grey RAL 9006   Black RAL 7016 - Black end caps</p>

## DIMENSIONS & WEIGHT

BENCH UNITS					
	2 SEATS*	2 SEATS + MAGAZINE SHELF*	3 SEATS*	4 SEATS*	MAGAZINE SHELF*
OVERALL DIMENSIONS (in mm)					
Width	1280	1900	1900	2162	450
Depth	632	632	632	632	450
Height	860	860	860	860	-
USABLE DIMENSIONS (in mm)					
Seat height	460	460	460	460	-
WEIGHT (kg)					
Max. load	250	250	375	400	-

\*Actual product(s) may differ from photographs

